Representing Multiplication

Multiplication

Name: _____ Date: _____ Grade 3

Lesson 1.03 **Amplify Alignment:** Grade 3 · Unit 1 · Lesson 3

For Problems 1–3, match each drawing with the expression it represents. Write the letter.

A 4×4 **B** 2×7 **C** 5×3

1



Expression: _____

2



Expression: _____

3



Expression: _____

For Problems 4 and 5, write a multiplication expression to represent the drawing.

4



_____

Representing Multiplication

Multiplication

Name: _____ Date: _____ Grade 3

Lesson 1.03 **Amplify Alignment:** Grade 3 · Unit 1 · Lesson 3

5



_____

6 Select *all* the situations that could be represented by the diagram.



- (A) There are 4 vases with 5 flowers in each vase.
- (B) There are 5 dogs with 4 legs on each dog.
- (C) There are 4 cars with 4 wheels on each car.
- (D) There are 4 bags with 5 apples in each bag.
- (E) There are 9 cups with 5 straws in each cup.
- (F) There are 4 plates with 5 grapes on each plate.

7 Each plate has the same number of cookies. Write a multiplication expression to represent the diagram.



answer: _____

Representing Multiplication

ANSWER KEY

Multiplication

Name: _____ Date: _____ Grade 3

Lesson 1.03

Amplify Alignment: Grade 3 · Unit 1 · Lesson 3

For Problems 1–3, match each drawing with the expression it represents. Write the letter.

A 4×4 **B** 2×7 **C** 5×3

1



Expression: B

2



Expression: C

3



Expression: A

For Problems 4 and 5, write a multiplication expression to represent the drawing.

4



6×4

Representing Multiplication

ANSWER KEY

Multiplication

Name: _____ Date: _____ Grade 3

Lesson 1.03

Amplify Alignment: Grade 3 · Unit 1 · Lesson 3

5



8 × 3

6 Select *all* the situations that could be represented by the diagram.



- **A** There are 4 vases with 5 flowers in each vase.
- **B** There are 5 dogs with 4 legs on each dog.
- **C** There are 4 cars with 4 wheels on each car.
- **D** There are 4 bags with 5 apples in each bag.
- **E** There are 9 cups with 5 straws in each cup.
- **F** There are 4 plates with 5 grapes on each plate.

A, D, and F — each shows 4 groups of 5.

7 Each plate has the same number of cookies. Write a multiplication expression to represent the diagram.



answer: 3 × 4