Finding Products

Multiplication

Name: _____ Date: _____ Grade 3

Lesson 1.07 **Amplify Alignment:** Grade 3 · Unit 1 · Lesson 7

1 Match each expression with its product. Write the letter.

4 × 2 _____

4 × 5 _____

4 × 3 _____

A 12

B 8

C 20

2 Select *all* the representations of the multiplication equation 4 × 7 = 28.

(A)

7	7	7	7

(B)



(C)

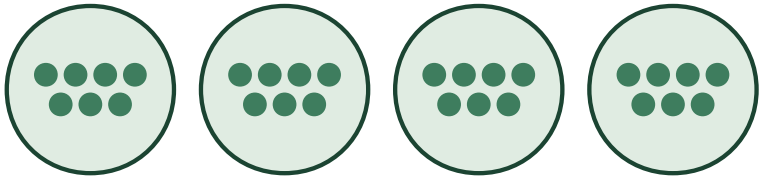

(D)

4	4	4	4

(E) Maya has 7 packs of stickers with 3 stickers in each pack.

(F) Maya has 4 vases, and each vase holds 7 flowers.

Finding Products

Multiplication

Name: _____ Date: _____ Grade 3

Lesson 1.07 **Amplify Alignment:** Grade 3 · Unit 1 · Lesson 7

3 Create a drawing, tape diagram, or situation to represent the multiplication equation 6 × 3 = 18. Show your reasoning.

Draw

For Problems 4–7, determine the product.

Show or explain your thinking.

4 3 × 8 = _____

5 5 × 5 = _____

6 2 × 7 = _____

7 4 × 6 = _____

Finding Products

ANSWER KEY

Multiplication

Name: _____ Date: _____ Grade 3

Lesson 1.07

Amplify Alignment: Grade 3 · Unit 1 · Lesson 7

1 Match each expression with its product. Write the letter.

4 × 2 — B

4 × 5 — C

4 × 3 — A

A 12

B 8

C 20

2 Select *all* the representations of the multiplication equation 4 × 7 = 28.

(A)

7	7	7	7

(B)



(C)

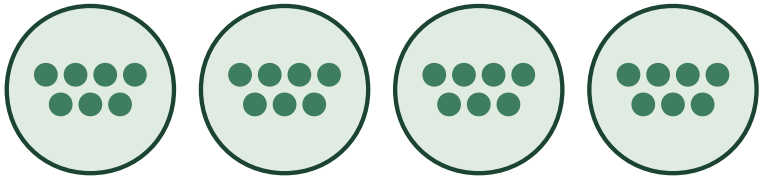

(D)

4	4	4	4

(E) Maya has 7 packs of stickers with 3 stickers in each pack.

(F) Maya has 4 vases, and each vase holds 7 flowers.

A, C, and F

Finding Products ANSWER KEY

Multiplication

Name: _____ Date: _____ Grade 3

Lesson 1.07 **Amplify Alignment:** Grade 3 · Unit 1 · Lesson 7

3 Create a drawing, tape diagram, or situation to represent the multiplication equation 6 × 3 = 18. Show your reasoning.

Draw

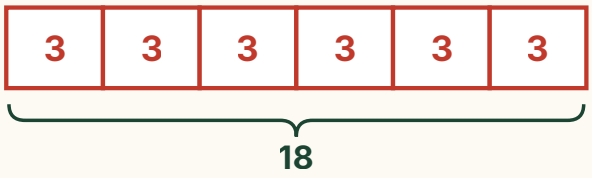

6 groups of 3 equals 18.

For Problems 4–7, determine the product.

Show or explain your thinking.

4 3 × 8 = **24**

5 5 × 5 = **25**

6 2 × 7 = **14**

7 4 × 6 = **24**