Tape Diagrams for Division

Fractions • Answer Key

ANSWER KEY • Amplify Alignment: Grade 6 Accelerated, Unit 3, Lesson 3

Problems 1–2: Think about the expression $4\frac{1}{2} \div \frac{3}{4}$.

1. Draw a tape diagram to represent the expression.

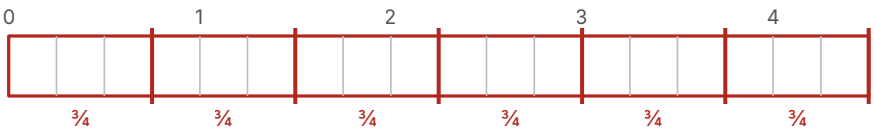

2. Calculate the quotient. 6

Problems 3–4: Think about the expression $2\frac{2}{5} \div \frac{3}{5}$.

3. Draw a tape diagram to represent the expression.

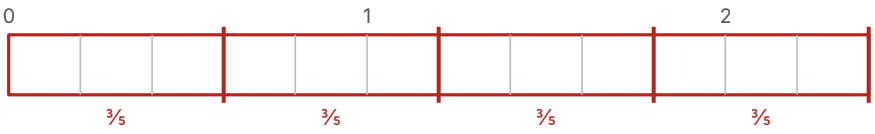

4. Calculate the quotient. 4

5. **A box holds 5 cups of pasta. Mia's family uses $1\frac{1}{4}$ cups of pasta per meal. How many meals does one box last?**

a Draw a diagram to represent the situation. Label your diagram.

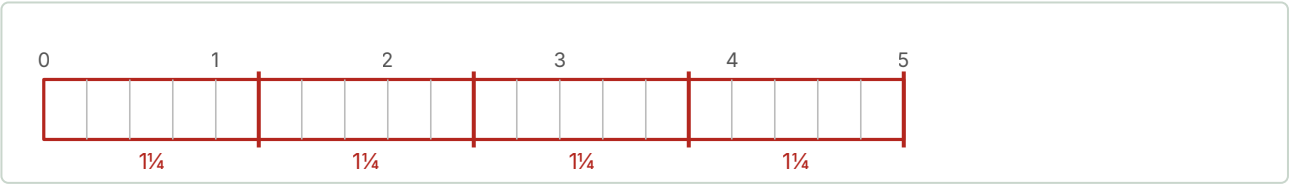

b Write a multiplication or division equation. Use a question mark for the unknown. **$5 \div 1\frac{1}{4} = ?$**

c How many meals does one box last? **4 meals**

6. **Jamal is cutting a 6-foot rope into $\frac{2}{3}$-foot pieces.**

a Write a multiplication or division equation. Use a question mark for the unknown. **$6 \div \frac{2}{3} = ?$**

b How many pieces will Jamal cut? **9 pieces**

7. **Maya and Leo each wrote a question for the equation $? \cdot \frac{1}{4} = 5$.**

Maya's Question	Leo's Question
How many $\frac{1}{4}$s are in 5?	How many 5s are in $\frac{1}{4}$?

Who wrote a question that matches the equation? Circle one. **Maya** **Leo** **Neither**

Maya. $? \cdot \frac{1}{4} = 5$ asks how many groups of $\frac{1}{4}$ make 5. The answer is 20.